


# Moyock Elementary


2018 

Currituck County Schools

School Website:  (<http://www.currituck.k12.nc.us>)

Grade Span: KG-05 Charter: No

255 Tulls Creek Road, Moyock, NC 27958

Compare to Other Schools 

## 2017-18 Overall Performance

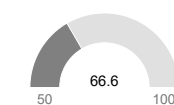
View Performance by  
School or District

View Performance by  
Subgroup

**B** 2017-18  
GRADE

**70**

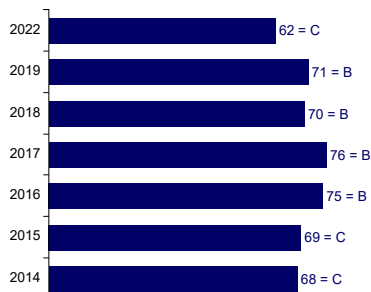
PERFORMANCE GRADE SCORE



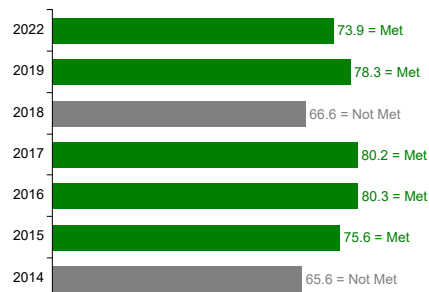
Academic Growth

Growth Range	Growth Status
85.0-100.0	Exceeded
70.0-84.9	Met
50.0-69.9	Not Met

### Performance Grade Score History



### Academic Growth History



**C** 2017-18  
EOG MATH GRADE


**68**

EOG MATH GRADE SCORE

**B** 2017-18  
EOG READING GRADE

**71**

EOG READING GRADE SCORE

 Growth Met

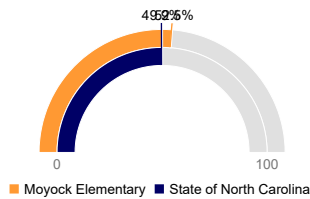
 Note - To protect student privacy, some data values for small groups will be suppressed as "> 95%" or "< 5%" in the charts or tables below. For counts less than 10, no data will be displayed.

## 2017-18 Student Characteristics & Participation

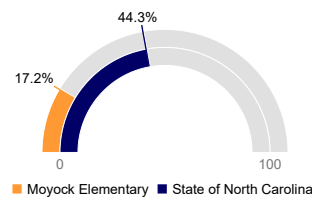
This section describes some key measures about the students at this school.

This section describes some key measures about the students at the school.

### Incoming Student Readiness ⓘ



### Percentage Economically Disadvantaged ⓘ



## 2017-18 Student Performance

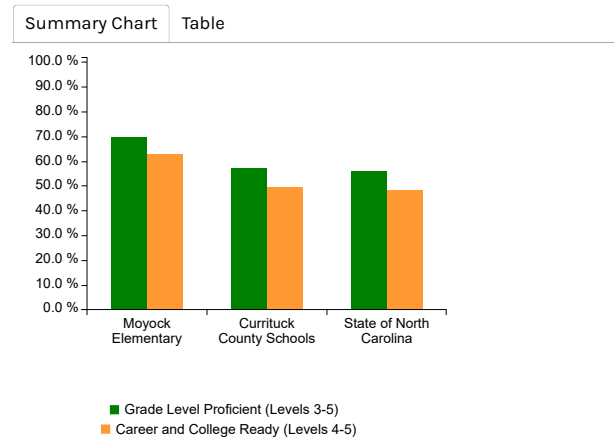
Student Performance  
by School/District

Student Performance  
by Subgroup

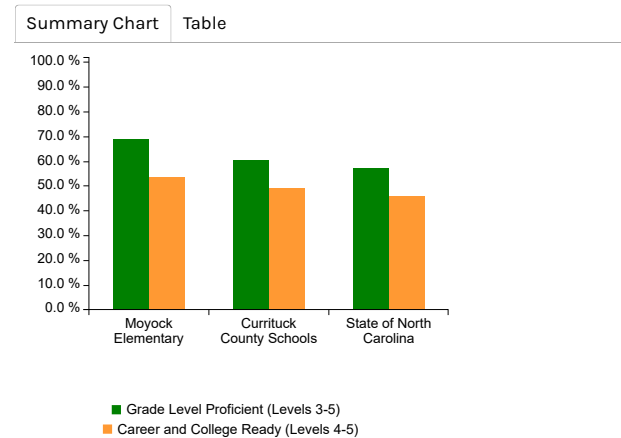
This section describes student performance in various test subject areas. Student test performance is reported as one of four achievement levels ⓘ. Not Proficient is below grade level. Level 3 is grade level proficient. Levels 4 and 5 indicate students are on track for career-and-college readiness. For grade 3 reading, the prior five achievement levels were used in 2020-21 so that there was no impact on the fulfillment of the Read to Achieve program. Levels 1 and 2 are below grade level, Level 3 is grade level proficient. Levels 4 and 5 indicate students are on track for career-and-college readiness. For math, student test performance is reported as one of four achievement levels. Not Proficient is below grade level. Level 3 is grade level proficient, Levels 4 and 5 indicate students are on track for career and college readiness.

## Proficiency in Subject Areas

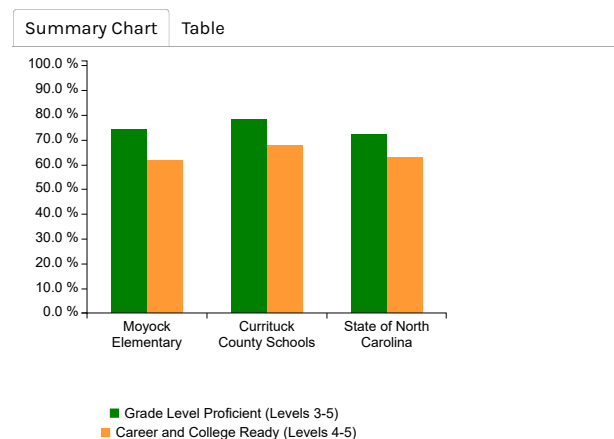
### Math Performance ⓘ



### English Language Arts/ Reading Performance ⓘ

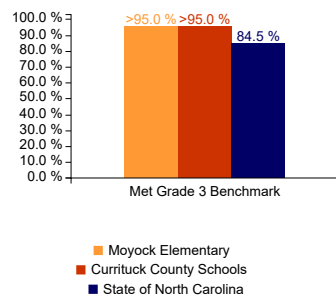


### Science Performance ⓘ

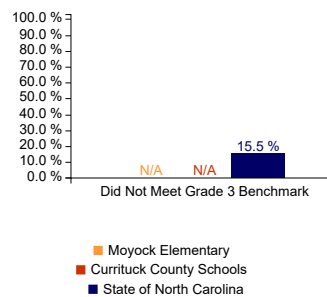


## Other Measures

### Read to Achieve - Met Grade 3 Benchmark ⓘ



### Read to Achieve - Did Not Meet Grade 3 Benchmark ⓘ



### Test Participation ⓘ

Percentage of students participating in state mandated standardized testing.

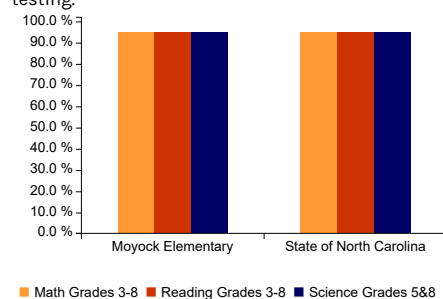


Chart Table

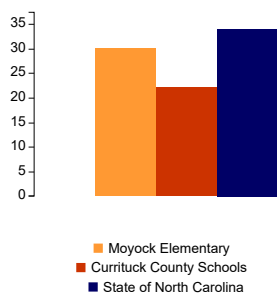
### Students with Disabilities Alternate Test Participation

The percent of tested students is expected to be below 1% at the state level. Most schools have so few students that this information may be masked to protect student privacy. ⓘ

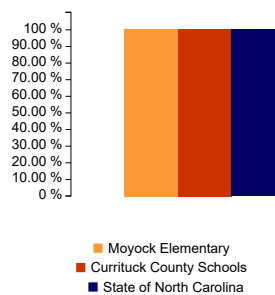
## 2017-18 Teachers and Qualifications

This section provides information on teachers and their qualifications.

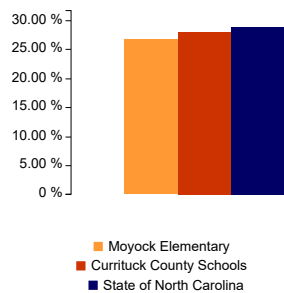
### Total Classroom Teachers ⓘ



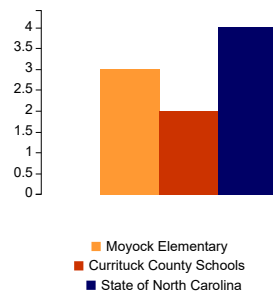
### Fully Licensed Teachers ⓘ



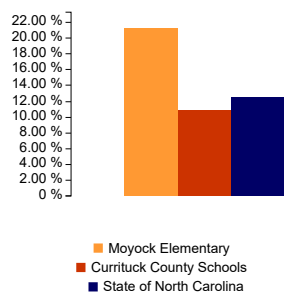
### Teachers with Advanced Degrees i



### National Board Certified Teachers i



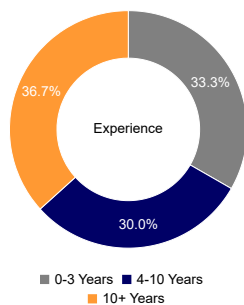
### One Year Teacher Turnover Rate i



## Experience i

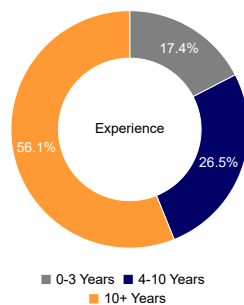
Number of years as a teacher

### Moyock Elementary



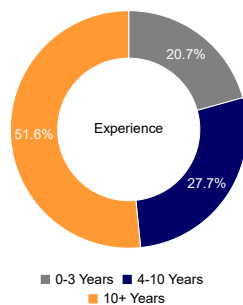
[Chart](#) [Table](#)

### Currituck County Schools



[Chart](#) [Table](#)

### State of North Carolina



[Chart](#) [Table](#)

## 2017-18 School Environment

This section provides information on the school environment and facilities

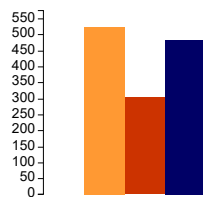
### Total Students

522

[View Environment  
by School/District](#)

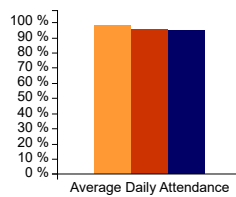
[View Environment  
by Subgroup](#)

### Student Enrollment ⓘ



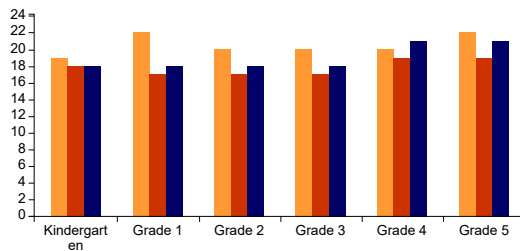
■ Moyock Elementary  
■ Currituck County Schools  
■ State of North Carolina

### Student Attendance ⓘ



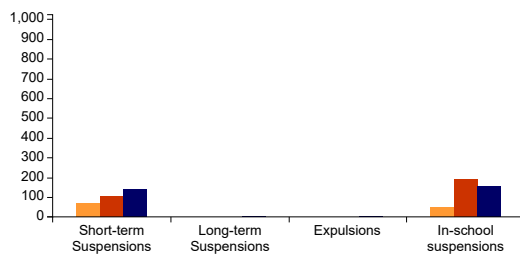
■ Moyock Elementary  
■ Currituck County Schools  
■ State of North Carolina

### Average Class Size ⓘ



■ Moyock Elementary ■ Currituck County Schools ■ State of North Carolina

### Suspension and Expulsion Rates (per 1000 students) ⓘ



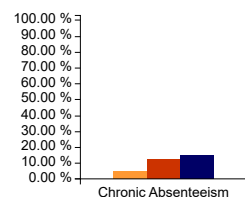
■ Moyock Elementary ■ Currituck County Schools ■ State of North Carolina

Chart Table

### Rates of Criminal Acts, Bullying, Law Enforcement Referrals, and Arrests (per 1000 Students) ⓘ

Agency	Criminal Acts	Bullying and Harassment	Referral to Law Enforcement	Arrests
Moyock Elementary	0.00	11.49	0.00	0.00
Currituck County Schools	2.51	10.55	0.00	0.00
State of North Carolina	6.41	11.82	2.53	0.07

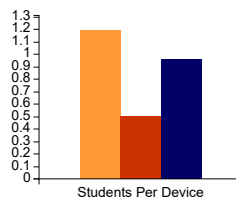
### Chronic Absenteeism ⓘ



■ Moyock Elementary  
■ Currituck County Schools  
■ State of North Carolina

Chart Table

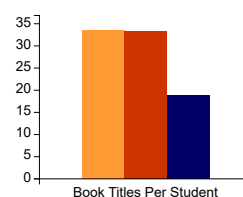
### Students Per Device ⓘ



■ Moyock Elementary  
■ Currituck County Schools  
■ State of North Carolina

Chart Table

### Book Titles Per Student ⓘ

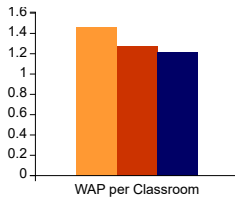


■ Moyock Elementary  
■ Currituck County Schools  
■ State of North Carolina

Chart Table

### Wireless Access Points per

## Classroom 📄



■ Moyock Elementary  
■ Currituck County Schools  
■ State of North Carolina

Chart Table

## Devices Issued To Students 📄

Moyock Elementary provides a school owned device for each student in each of the following grades.

**3rd 04th 05th**



## Arts Education

The following arts education programs are offered at Moyock Elementary. For more information about Arts Education Courses offered in NC, please visit the [NC Arts Ed Data Project](https://artsednc.org/resources/arts-education-data-project/) (<https://artsednc.org/resources/arts-education-data-project/>).

Dance	Music	Theatre Arts	Visual Arts
-------	-------	--------------	-------------

## 📄 Strategic Planning 2017-18

This section provides information on Moyock Elementary's strategic planning, goals and progress.

- Comprehensive or Targeted Support:
  - Targeted Support and Improvement (TSI) Additional Targeted Support 📄
  - Targeted Support and Improvement (TSI) Consistently Underperforming Subgroups (CU) 📄

## 📄 Progress Goals 📄

This school has progress goals for Math Grades 3-8, and Reading Grades 3-8 in the following student groups - ALL, Economically Disadvantaged, and White.

Click the following [link](https://accrpt.tops.ncsu.edu/essa_ltg/ltg.html) 📄 ([https://accrpt.tops.ncsu.edu/essa\\_ltg/ltg.html](https://accrpt.tops.ncsu.edu/essa_ltg/ltg.html)) to see the progress of student groups at this school (note you will need to select this school again).