


Moyock Elementary


2019 ▾

Currituck County Schools

School Website:  (<http://www.currituck.k12.nc.us>)

Grade Span: KG-05 Charter: No

255 Tulls Creek Road, Moyock, NC 27958

Compare to Other Schools 

2018-19 Overall Performance

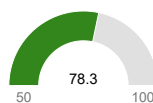
View Performance by
School or District

View Performance by
Subgroup

B 2018-19
GRADE

71

PERFORMANCE GRADE SCORE

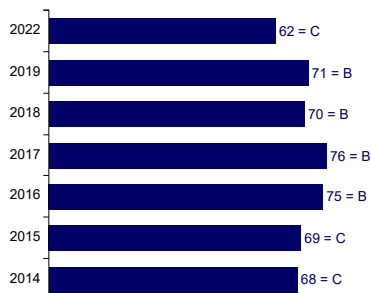


Academic Growth

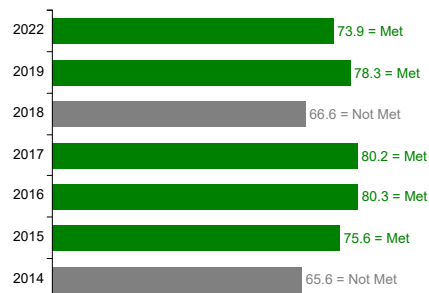
 Growth Met

Growth Range	Growth Status
85.0-100.0	Exceeded
70.0-84.9	Met
50.0-69.9	Not Met

Performance Grade Score History




Academic Growth History



B 2018-19
EOG MATH GRADE

74


EOG MATH GRADE SCORE


 Growth Met

C 2018-19
EOG READING GRADE

68

EOG READING GRADE SCORE

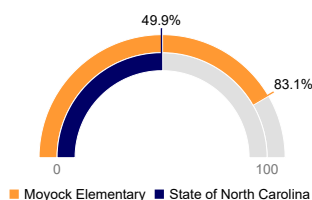
 Growth Met

 Note - To protect student privacy, some data values for small groups will be suppressed as "> 95%" or "< 5%" in the charts or tables below. For counts less than 10, no data will be displayed.

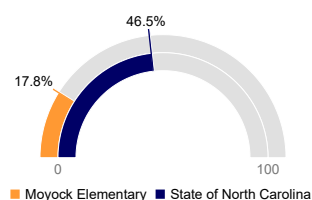
2018-19 Student Characteristics &
Participation

This section describes some key measures about the students at this school.

Incoming Student Readiness ⓘ



Percentage Economically Disadvantaged ⓘ



2018-19 Student Performance

Student Performance
by School/District

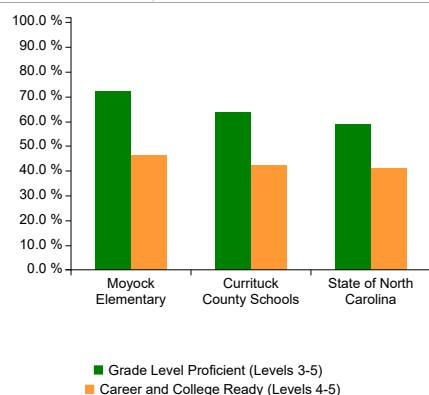
Student Performance
by Subgroup

This section describes student performance in various test subject areas. Student test performance is reported as one of four achievement levels ⓘ. Not Proficient is below grade level. Level 3 is grade level proficient. Levels 4 and 5 indicate students are on track for career-and-college readiness. For grade 3 reading, the prior five achievement levels were used in 2020-21 so that there was no impact on the fulfillment of the Read to Achieve program. Levels 1 and 2 are below grade level, Level 3 is grade level proficient. Levels 4 and 5 indicate students are on track for career-and-college readiness. For math, student test performance is reported as one of four achievement levels. Not Proficient is below grade level. Level 3 is grade level proficient, Levels 4 and 5 indicate students are on track for career and college readiness.

Proficiency in Subject Areas

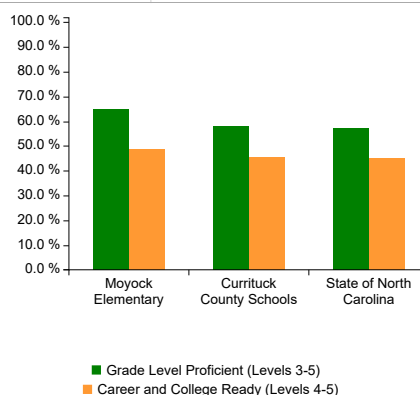
Math Performance ⓘ

Summary Chart Table



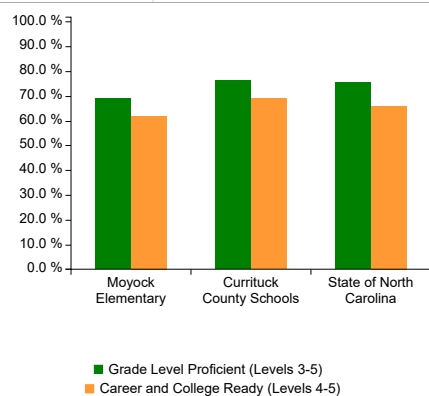
English Language Arts/ Reading Performance ⓘ

Summary Chart Table



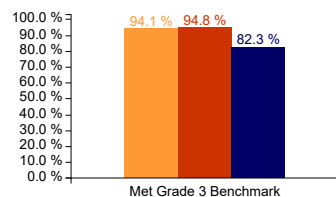
Science Performance ⓘ

Summary Chart Table



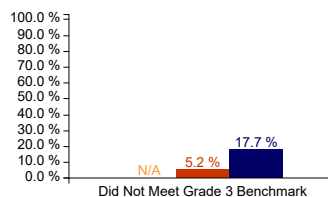
Other Measures

Read to Achieve - Met Grade 3 Benchmark ⓘ



■ Moyock Elementary
■ Currituck County Schools
■ State of North Carolina

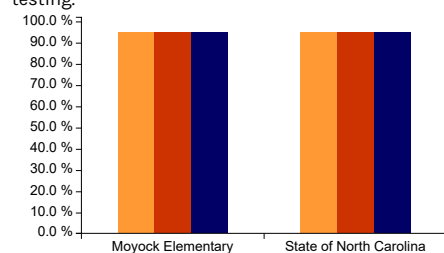
Read to Achieve - Did Not Meet Grade 3 Benchmark ⓘ



■ Moyock Elementary
■ Currituck County Schools
■ State of North Carolina

Test Participation ⓘ

Percentage of students participating in state mandated standardized testing.



■ Math Grades 3-8 ■ Reading Grades 3-8 ■ Science Grades 5&8

Chart Table

Students with Disabilities Alternate Test Participation

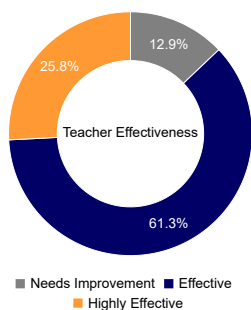
The percent of tested students is expected to be below 1% at the state level. Most schools have so few students that this information may be masked to protect student privacy. ⓘ

2018-19 Teachers and Qualifications

This section provides information on teachers and their qualifications.

Moyock Elementary ⓘ

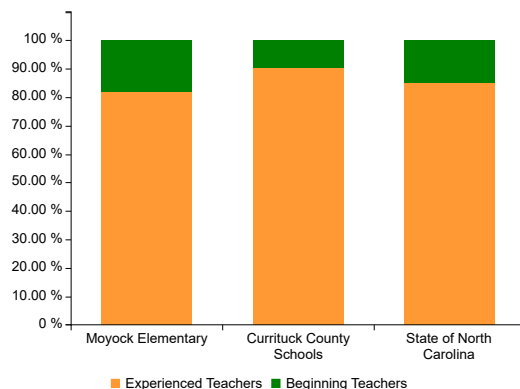
Summary Chart Table



■ Needs Improvement ■ Effective
■ Highly Effective

Chart Table

Teacher Qualifications



2018-19 School Environment

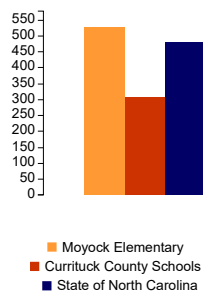
[View Environment by School/District](#)
[View Environment by Subgroup](#)

This section provides information on the school environment and facilities

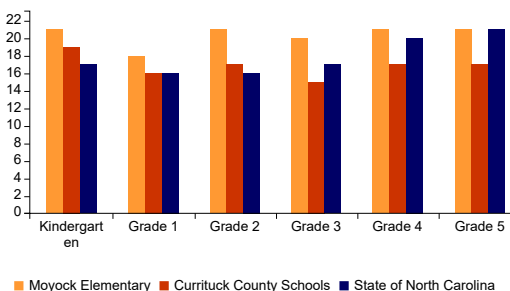
Total Students

524

Student Enrollment *i*



Average Class Size *i*



Suspension and Expulsion Rates (per 1000 students) *i*

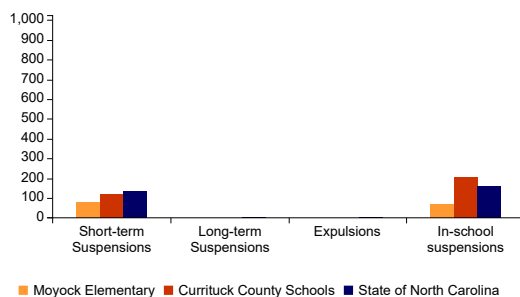
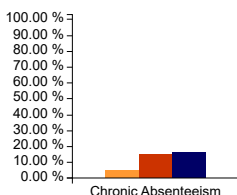


Chart Table

Rates of Criminal Acts, Bullying, Law Enforcement Referrals, and Arrests (per 1000 Students) *i*

Agency	Criminal Acts	Bullying and Harassment	Referral to Law Enforcement	Arrests
Moyock Elementary	0.00	5.64	0.00	0.00
Currituck County Schools	1.73	10.62	0.00	0.00
State of North Carolina	6.29	11.28	2.48	0.10

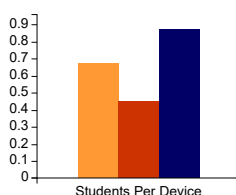
Chronic Absenteeism ⓘ



■ Moyock Elementary
■ Currituck County Schools
■ State of North Carolina

Chart Table

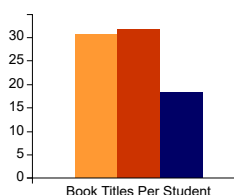
Students Per Device ⓘ



■ Moyock Elementary
■ Currituck County Schools
■ State of North Carolina

Chart Table

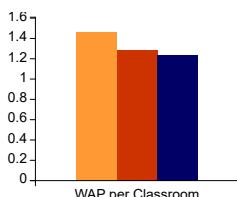
Book Titles Per Student ⓘ



■ Moyock Elementary
■ Currituck County Schools
■ State of North Carolina

Chart Table

Wireless Access Points per Classroom ⓘ



■ Moyock Elementary
■ Currituck County Schools
■ State of North Carolina

Chart Table

Devices Issued To Students ⓘ

Moyock Elementary provides a school owned device for each student in each of the following grades.

3rd 04th 05th

✔ ✔ ✔

Arts Education

The following arts education programs are offered at Moyock Elementary. For more information about Arts Education Courses offered in NC, please visit the [NC Arts Ed Data Project](https://artsednc.org/resources/arts-education-data-project/) (<https://artsednc.org/resources/arts-education-data-project/>).

Dance	Music	Theatre Arts	Visual Arts
-------	-------	--------------	-------------

🧠 Strategic Planning 2018-19

This section provides information on Moyock Elementary's strategic planning, goals and progress.

- Comprehensive or Targeted Support:
 - Targeted Support and Improvement (TSI) Additional Targeted Support ⓘ
 - Targeted Support and Improvement (TSI) Consistently Underperforming Subgroups (CU) ⓘ

🧠 Progress Goals ⓘ

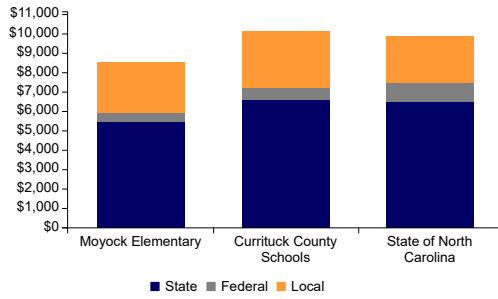
This school has progress goals for Math Grades 3-8, and Reading Grades 3-8 in the following student groups - ALL, Economically Disadvantaged, and White.

Click the following [link](https://accrpt.tops.ncsu.edu/essa_ltg/ltg.html) (https://accrpt.tops.ncsu.edu/essa_ltg/ltg.html) to see the progress of student groups at this school (note you will need to select this school again).

Financial Data 2018-19

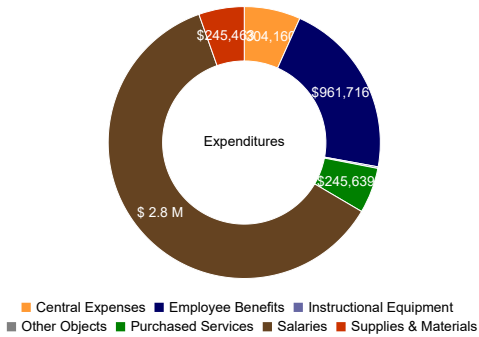
This section provides information on the school funding and expenditures.

Per Pupil Source of Funding



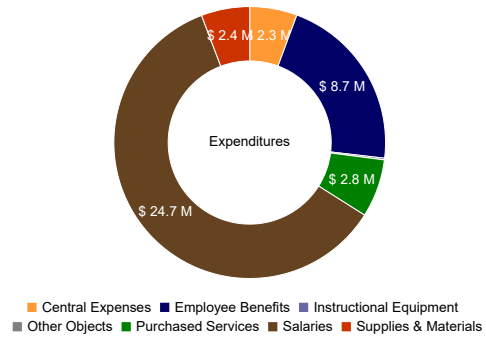
Use of Funds

Moyock Elementary ⓘ



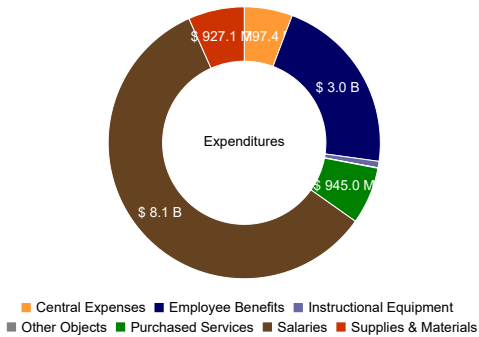
[Chart](#) [Table](#)

Currituck County Schools ⓘ



[Chart](#) [Table](#)

State of North Carolina ⓘ



[Chart](#) [Table](#)