


Moyock Elementary


Grade Span: OK-05 Charter: No

255 Tulls Creek Road, Moyock, NC 27958

2021 ▾

Compare to Other Schools 

Currituck County Schools

School Website:  (<http://www.currituck.k12.nc.us>)

2020-21 Overall Performance

View Performance by
School or District

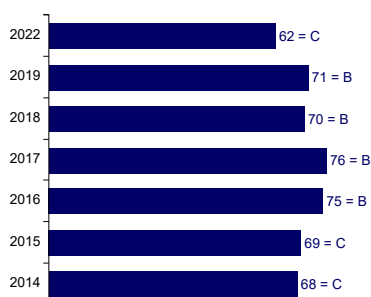
View Performance by
Subgroup

Note on missing data: For the 2020-21 school year, the U.S. Department of Education and the North Carolina General Assembly (Session Law 2021-130) waived requirements for reporting the school-level accountability model and School Performance Grades; including achievement and growth. A condition of the federal waiver requires continued support for schools previously designated as Comprehensive Support and Improvement (CSI) and Targeted Support and Improvement (TSI). Likewise, Session Law 2021-130 requires continued support for schools and districts identified as low performing based on data from 2018-19 school year.

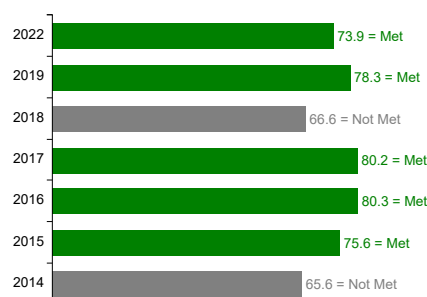
Additionally, as a condition of the federal waiver test performance must be reported in the school report card, along with the cohort graduation rate, and the percent of English learners exiting such status. All of which are included in the 2020-21 School Report Card.


When possible, any stakes associated with the test results should be minimized. Schools and the state were not held to the 95 percent participation rule as required by the Every Student Succeeds Act (ESSA), but as a condition of the federal waiver, states were to report participation disaggregated by student subgroups. The disaggregated participation data were reported (1) for eligible students who took the tests and (2) for eligible students who did not take the tests. Please see the 2020-21 Participation Requirements report at [Accountability Data Sets and Reports | NC DPI \(https://www.dpi.nc.gov/districts-schools/testing-and-school-accountability/school-accountability-and-reporting/accountability-data-sets-and-reports#2020%E2%80%9321-reports-new!\)](https://www.dpi.nc.gov/districts-schools/testing-and-school-accountability/school-accountability-and-reporting/accountability-data-sets-and-reports#2020%E2%80%9321-reports-new!) for more information.

Performance Grade Score History



Academic Growth History



 **Note - To protect student privacy, some data values for small groups will be suppressed as "> 95%" or "< 5%" in the charts or tables below. For counts less than 10, no data will be displayed.**

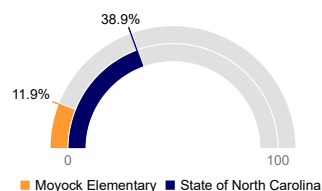
2020-21 Student Characteristics & Participation

This section describes some key measures about the students at this school.

Incoming Student Readiness

Due to the pandemic, NCDPI was not able to complete a standards setting process for the NC Early Learning Inventory during the 2020-2021 school year. As a result, the incoming student readiness indicator for elementary schools will not be displayed on the 2020-2021 School Report Cards. This indicator will resume on the 2021-2022 School Report Cards.

Percentage Economically Disadvantaged ⓘ



2020-21 Student Performance

Student Performance
by School/District

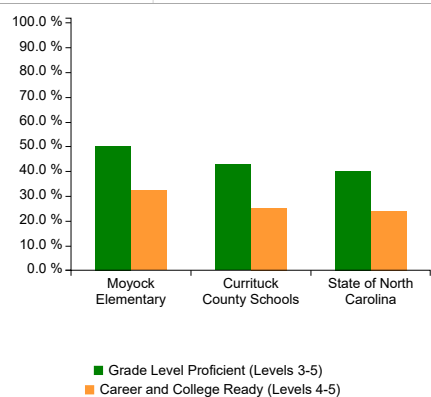
Student Performance
by Subgroup

This section describes student performance in various test subject areas. Student test performance is reported as one of four achievement levels. ⓘ
Not Proficient is below grade level. Level 3 is grade level proficient. Levels 4 and 5 indicate students are on track for career-and-college readiness. For grade 3 reading, the prior five achievement levels were used in 2020-21 so that there was no impact on the fulfillment of the Read to Achieve program. Levels 1 and 2 are below grade level, Level 3 is grade level proficient. Levels 4 and 5 indicate students are on track for career-and-college readiness.

Proficiency in Subject Areas

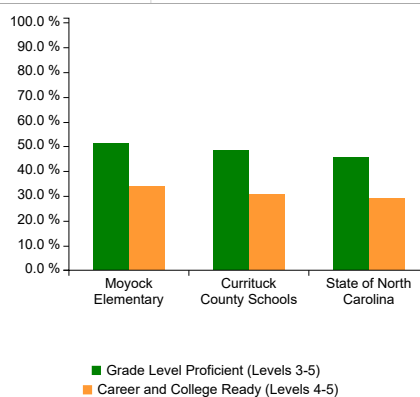
Math Performance ⓘ

Summary Chart Table



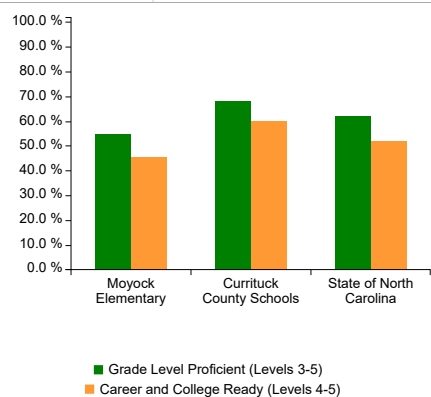
Reading Performance ⓘ

Summary Chart Table



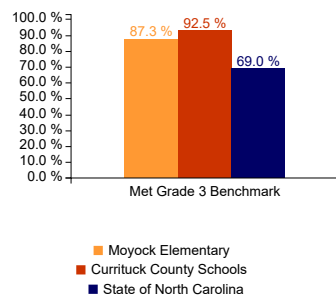
Science Performance ⓘ

Summary Chart Table

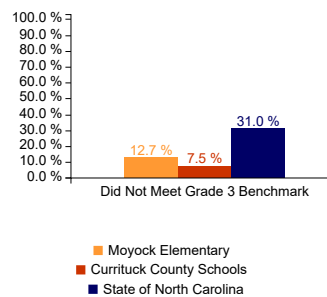


Other Measures

Read to Achieve - Met Grade 3 Benchmark ⓘ



Read to Achieve - Did Not Meet Grade 3 Benchmark ⓘ



Students with Disabilities Alternate Test Participation

The percent of tested students is expected to be below 1% at the state level. Participation data is not published when the percentage of students participating is less than five percent to protect student privacy. When the percentage of students participating is greater than five percent, the participation data is published. ⓘ

2020-21 Teachers and Qualifications

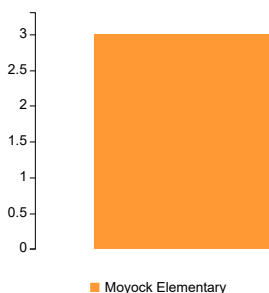
This section provides information on teachers and their qualifications.

National Board Professional Certified Teachers ⓘ

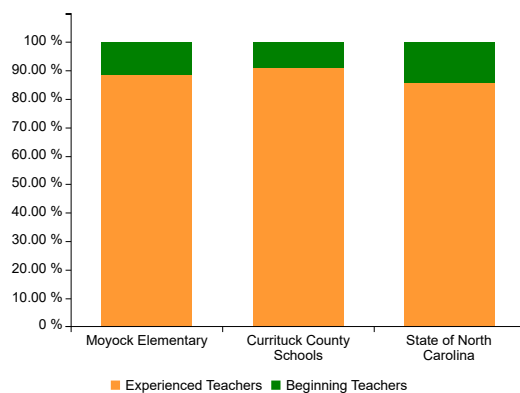
3

National Board Certified Teachers ⓘ

Summary Chart Table

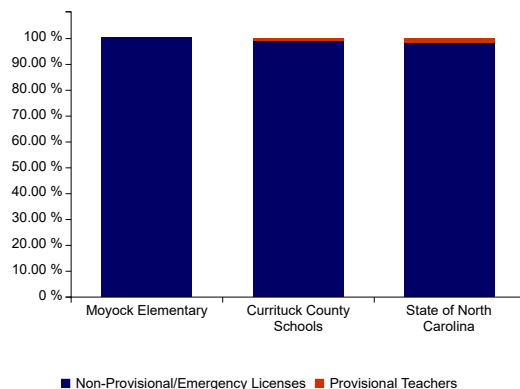


Teacher Qualifications



Summary Chart Table

Non-Provisional/Emergency Licenses



2020-21 School Environment

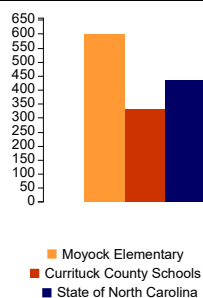
[View Environment by School/District](#)
[View Environment by Subgroup](#)

This section provides information on the school environment and facilities

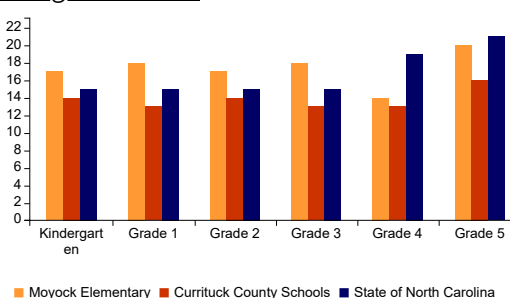
Total Students

596

Student Enrollment ⁱ



Average Class Size ⁱ



Suspension and Expulsion Rates (per 1000 students) ⁱ

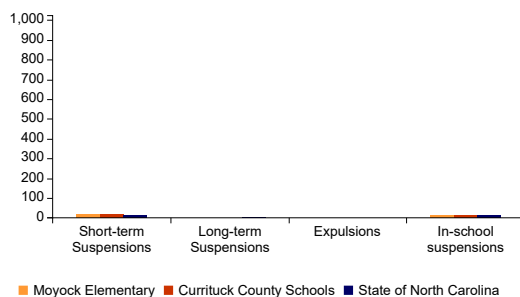
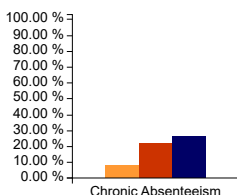


Chart Table

Rates of Criminal Acts, Bullying, Law Enforcement Referrals, and Arrests (per 1000 Students) ⁱ

Agency	Criminal Acts	Bullying and Harassment	Referral to Law Enforcement	Arrests
Moyock Elementary	1.68	0.00	0.00	0.00
Currituck County Schools	0.73	0.49	0.00	0.00
State of North Carolina	1.04	1.35	0.45	0.00

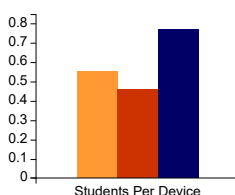
Chronic Absenteeism ⓘ



■ Moyock Elementary
■ Currituck County Schools
■ State of North Carolina

Chart Table

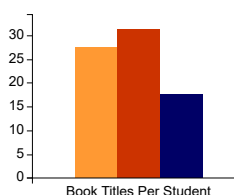
Students Per Device ⓘ



■ Moyock Elementary
■ Currituck County Schools
■ State of North Carolina

Chart Table

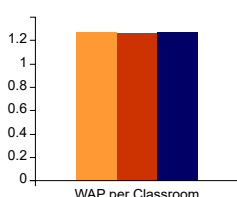
Book Titles Per Student ⓘ



■ Moyock Elementary
■ Currituck County Schools
■ State of North Carolina

Chart Table

Wireless Access Points per Classroom ⓘ



■ Moyock Elementary
■ Currituck County Schools
■ State of North Carolina

Chart Table

Devices Issued To Students ⓘ

Moyock Elementary provides a school owned device for each student in each of the following grades.

Due to the delay in collecting the Digital Learning and Media Inventory (DLMI) for the 2019-20 school year until December 2020 because of Covid disruption, the data in the 2019-20 School Report Card is repeated in the 2020-21 version of the report.

PK	K	1st	2nd	3rd	4th	5th
✓	✓	✓	✓	✓	✓	✓

Arts Education

The following arts education programs are offered at Moyock Elementary. For more information about Arts Education Courses offered in NC, please visit the [NC Arts Ed Data Project](https://artsednc.org/resources/arts-education-data-project/) (<https://artsednc.org/resources/arts-education-data-project/>).

Dance	Music	Theatre Arts	Visual Arts

🧠 Strategic Planning 2020-21

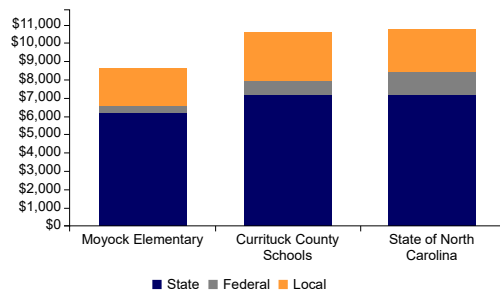
This section provides information on Moyock Elementary's strategic planning, goals and progress.

- Comprehensive or Targeted Support:
 - Targeted Support and Improvement (TSI) Additional Targeted Support ⓘ
 - Targeted Support and Improvement (TSI) Consistently Underperforming Subgroups (CU) ⓘ

Financial Data 2020-21

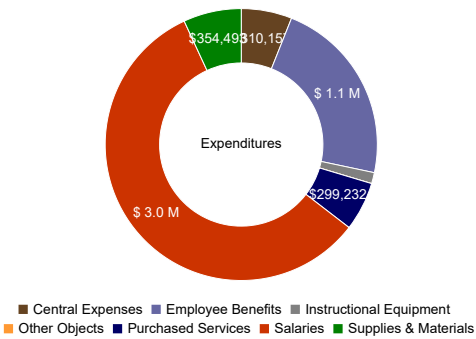
This section provides information on the school funding and expenditures.

Per Pupil Source of Funding



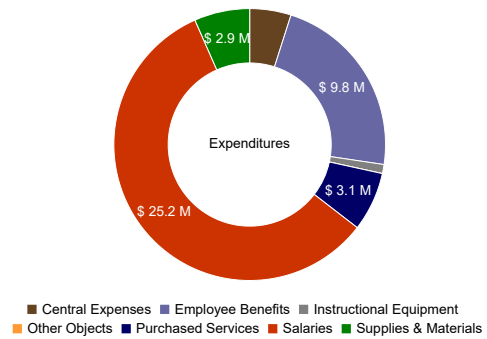
Use of Funds

Moyock Elementary ⓘ



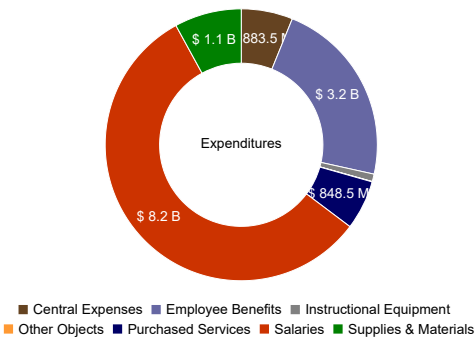
[Chart](#) [Table](#)

Currituck County Schools ⓘ



[Chart](#) [Table](#)

State of North Carolina ⓘ



[Chart](#) [Table](#)