



# Moyock Elementary

2022 

Currituck County Schools

School Website:  (<http://www.currituck.k12.nc.us>)

Grade Span: OK-05 Charter: No

255 Tulls Creek Road, Moyock, NC 27958

School Recognitions 



The Purple Star Award

Compare to Other Schools 

## 2021-22 Overall Performance

View Performance by  
School or District

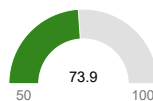
View Performance by  
Subgroup


The accountability reports for the 2021-22 school year include all required components, including the calculation of School Performance Grades. Unlike the previous two school years (2019-20 and 2020-21), the U.S. Department of Education did not grant waivers from federal testing and accountability requirements for the 2021-22 school year. The U.S. Department of Education approved an addendum requested by the State Board of Education to the state's Every Student Succeeds Act (ESSA) plan for relief from certain data requirements impacted by COVID-19. The addendum approval letter is available at <https://www.dpi.nc.gov/media/14775/download?attachment> (<https://www.dpi.nc.gov/media/14775/download?attachment>).

**C** 2021-22  
GRADE

**62**

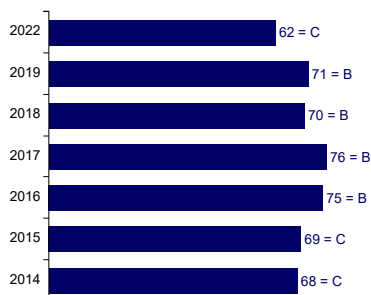
PERFORMANCE GRADE SCORE



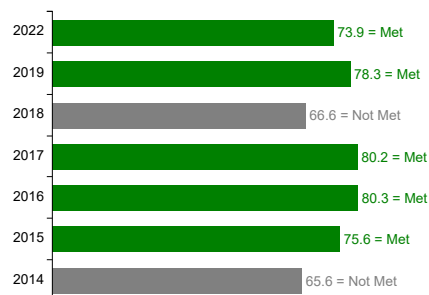
Academic Growth  
 Growth Met

Growth Range	Growth Status
85.0-100.0	Exceeded
70.0-84.9	Met
50.0-69.9	Not Met

### Performance Grade Score History



### Academic Growth History



**C** 2021-22  
EOG MATH GRADE

**68**

EOG MATH GRADE SCORE


 Growth Met

**C** 2021-22  
EOG READING GRADE

**56**

EOG READING GRADE SCORE

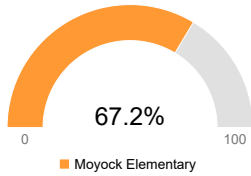
 Growth Met

 **Note** - To protect student privacy, some data values for small groups will be suppressed as "> 95%" or "< 5%" in the charts or tables below. For counts less than 10, no data will be displayed.

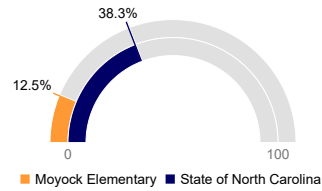
## 2021-22 Student Characteristics & Participation

This section describes some key measures about the students at this school.

### Incoming Student Readiness




### Percentage Economically Disadvantaged



## 2021-22 Student Performance

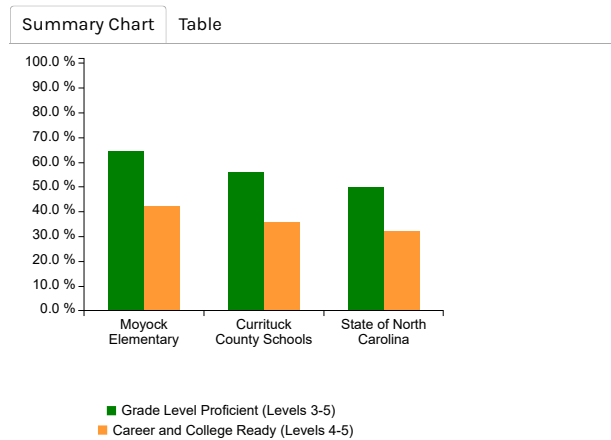
Student Performance  
by School/District

Student Performance  
by Subgroup

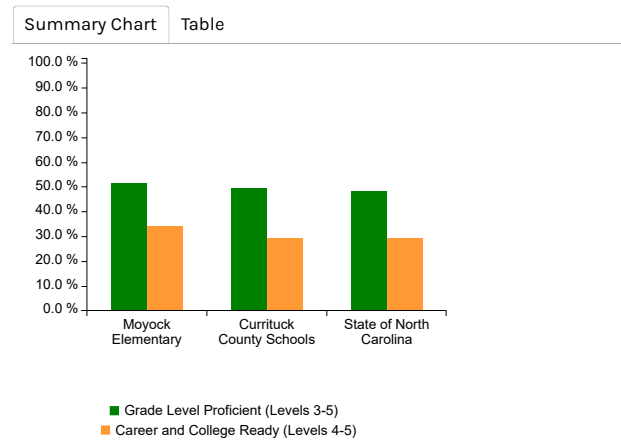
This section describes student performance in various test subject areas. Student test performance is reported as one of four achievement levels.  Not Proficient is below grade level. Level 3 is grade level proficient. Levels 4 and 5 indicate students are on track for career-and-college readiness.

## Proficiency in Subject Areas

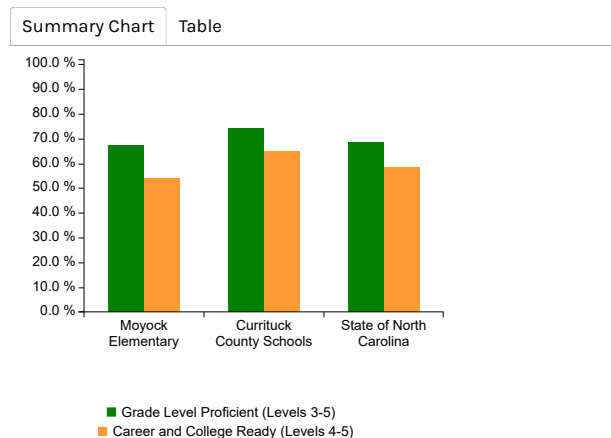
### Math Performance



### Reading Performance

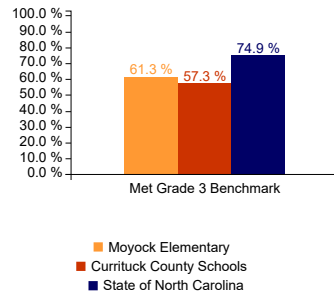


### Science Performance

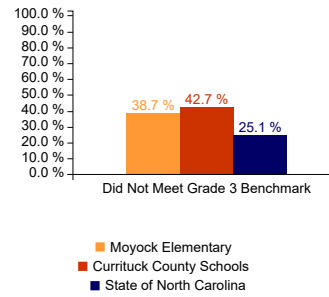


## Other Measures

### Read to Achieve - Met Grade 3 Benchmark ⓘ



### Read to Achieve - Did Not Meet Grade 3 Benchmark ⓘ



### Test Participation ⓘ

Percentage of students participating in state mandated standardized testing.

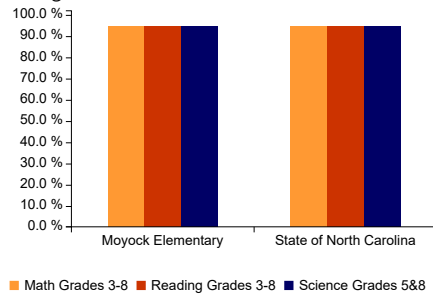


Chart Table

### Students with Disabilities Alternate Test Participation

The percent of tested students is expected to be below 1% at the state level. Most schools have so few students that this information may be masked to protect student privacy. ⓘ

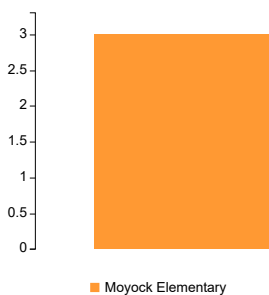
## 2021-22 Teachers and Qualifications

This section provides information on teachers and their qualifications.

### National Board Professional Certified Teachers ⓘ

3

#### National Board Certified Teachers ⓘ



#### Moyock Elementary ⓘ

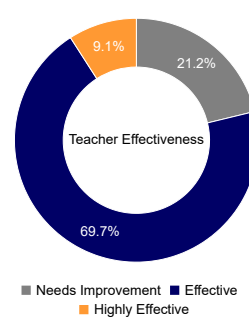
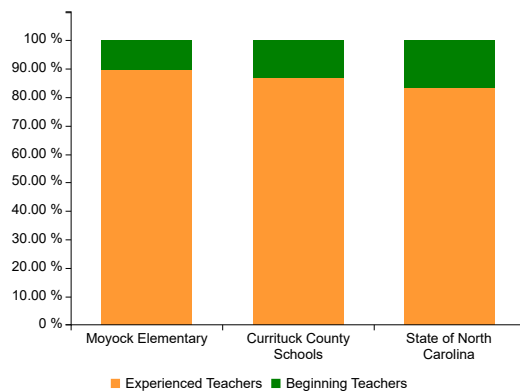


Chart Table

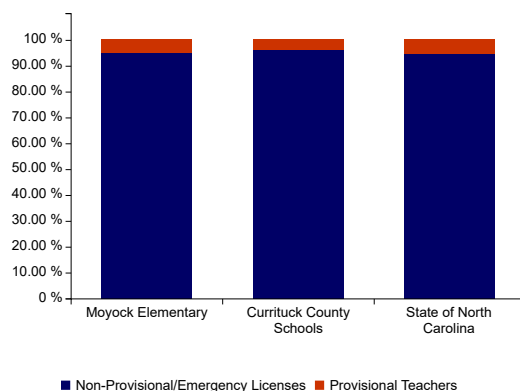
Summary Chart Table

## Teacher Qualifications



Summary Chart Table

## Non-Provisional/Emergency Licenses



## 2021-22 School Environment

View Environment  
by School/District

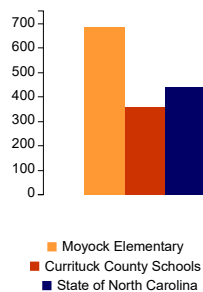
View Environment  
by Subgroup

This section provides information on the school environment and facilities

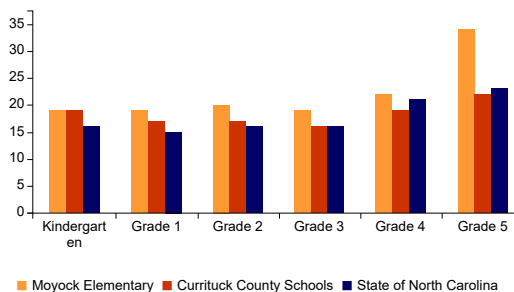
## Total Students

681

## Student Enrollment



## Average Class Size



## Suspension and Expulsion Rates (per 1000 students)

## Rates of Criminal Acts, Bullying, Law Enforcement Referrals, and Arrests (per 1000 Students)

Agency	Criminal Acts	Bullying and Harassment	Referral to Law Enforcement	Arrests
Moyock Elementary	0.00	0.00	0.00	0.00

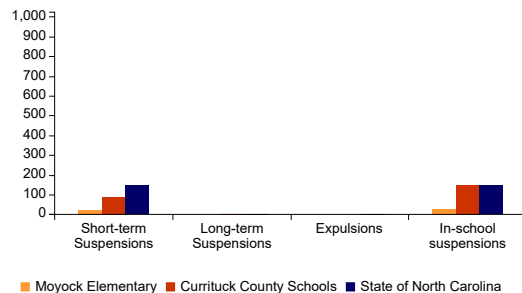


Chart Table

Agency	Criminal Acts	Bullying and Harassment	Referral to Law Enforcement	Arrests
Currituck County Schools	3.47	7.17	0.00	0.00
State of North Carolina	7.51	12.06	4.58	0.10

### Chronic Absenteeism

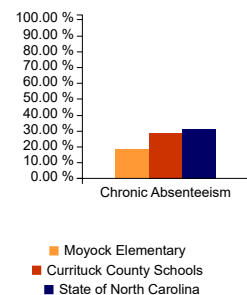


Chart Table

### Students Per Device

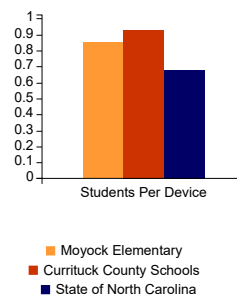


Chart Table

### Book Titles Per Student

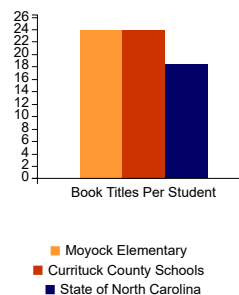


Chart Table

### Wireless Access Points per Classroom

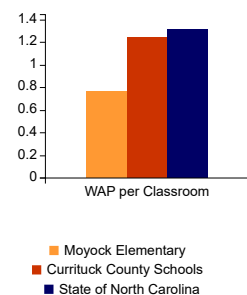


Chart Table

### Devices Issued To Students

Moyock Elementary provides a school owned device for each student in each of the following grades.

K	1st	2nd	3rd	4th	5th
✓	✓	✓	✓	✓	✓

### Arts Education

The following arts education programs are offered at Moyock Elementary. For more information about Arts Education Courses offered in NC, please visit the [NC Arts Ed Data Project](https://artsednc.org/resources/arts-education-data-project/) (<https://artsednc.org/resources/arts-education-data-project/>).

Dance	Music	Theatre Arts	Visual Arts

## Strategic Planning 2021-22

This section provides information on Moyock Elementary's strategic planning, goals and progress.

- Comprehensive or Targeted Support:
  - Targeted Support and Improvement (TSI) Additional Targeted Support ⓘ
  - Targeted Support and Improvement (TSI) Consistently Underperforming Subgroups (CU) ⓘ

## 📊 Progress Goals ⓘ

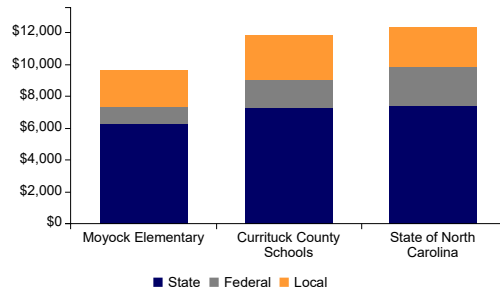
This school has progress goals for Math Grades 3-8, and Reading Grades 3-8 in the following student groups - ALL, Economically Disadvantaged, Students with Disabilities, and White.

Click the following [link](https://accrpt.tops.ncsu.edu/essa_ltg/ltg.html) (https://accrpt.tops.ncsu.edu/essa\_ltg/ltg.html) to see the progress of student groups at this school (note you will need to select this school again).

## Financial Data 2021-22

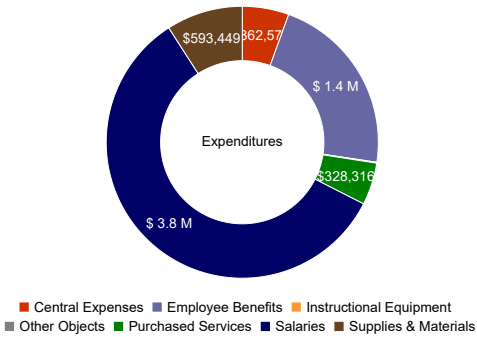
This section provides information on the school funding and expenditures.

### Per Pupil Source of Funding



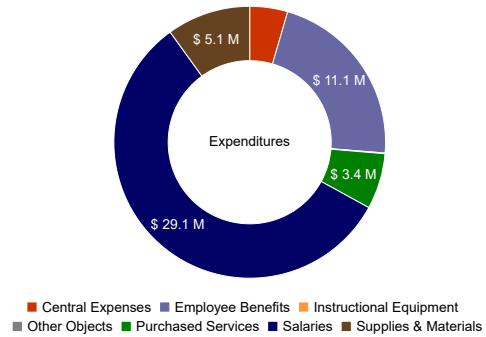
## Use of Funds

### Moyock Elementary ⓘ



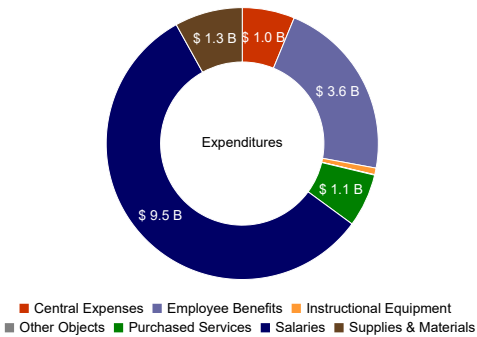
[Chart](#) [Table](#)

### Currituck County Schools ⓘ



[Chart](#) [Table](#)

### State of North Carolina ⓘ



[Chart](#) [Table](#)